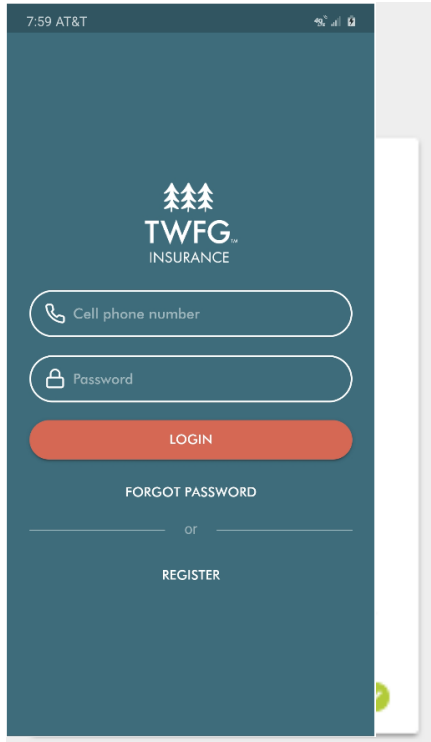


1. Access the Apple Store or Google Play Store and search for the **TWFG Insurance App**.



2. After installing and opening the app you must register by entering your cell number (the phone number we have on file for you) and creating a password. If you forget the password after you registered, then click on “Forgot password” and it will prompt you to create a new one.

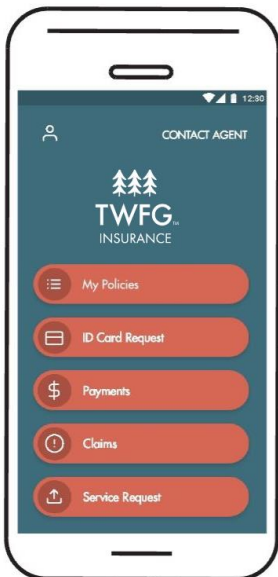
For Apple:

<https://apps.apple.com/us/app/twfg-insurance/id1437018049>

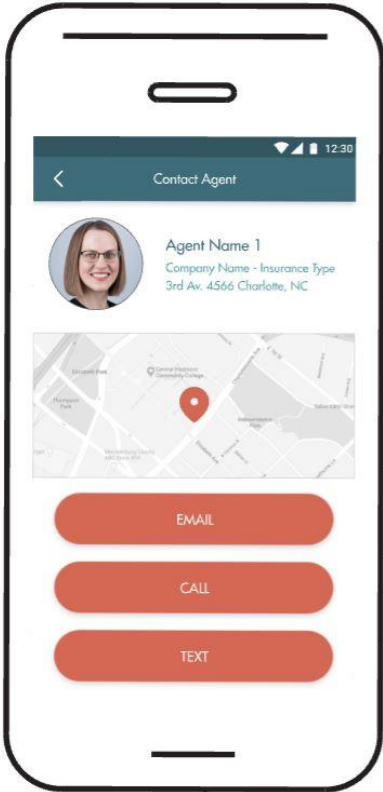
For Android

<https://play.google.com/store/apps/details?id=com.twfg.app>

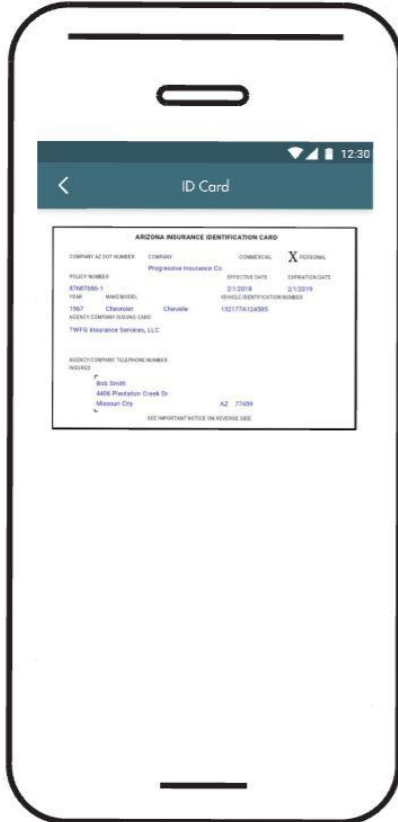
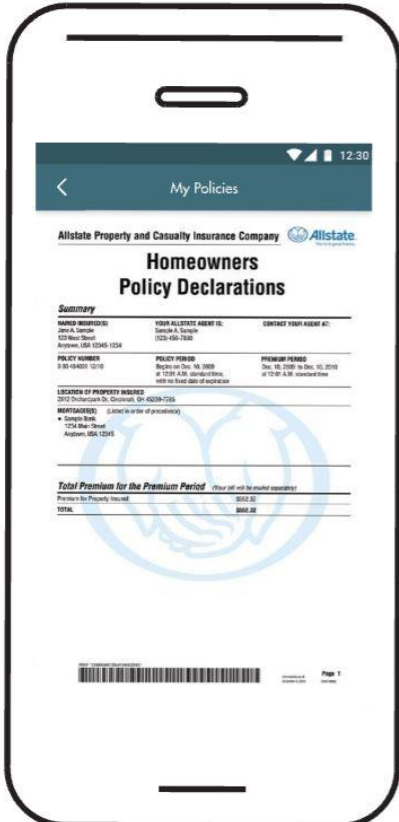
3. Once your logged in you will have access to your policy and other great features, as shown below:



- You can look up policies
- Print ID Cards
- Make Payments
- File a Claim- they can add photos
- Make Service request
- Look up your contact information

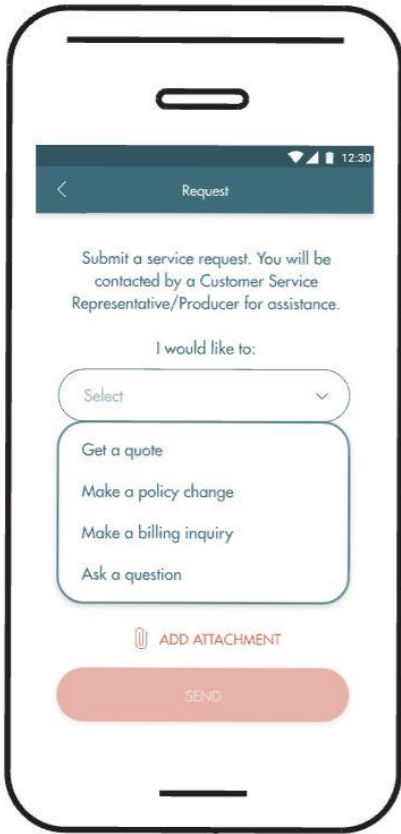


You can email, text or call us directly from the app.



Open your policies. With carriers that download.

Print ID Cards.



Send us a service request or get a quote.